



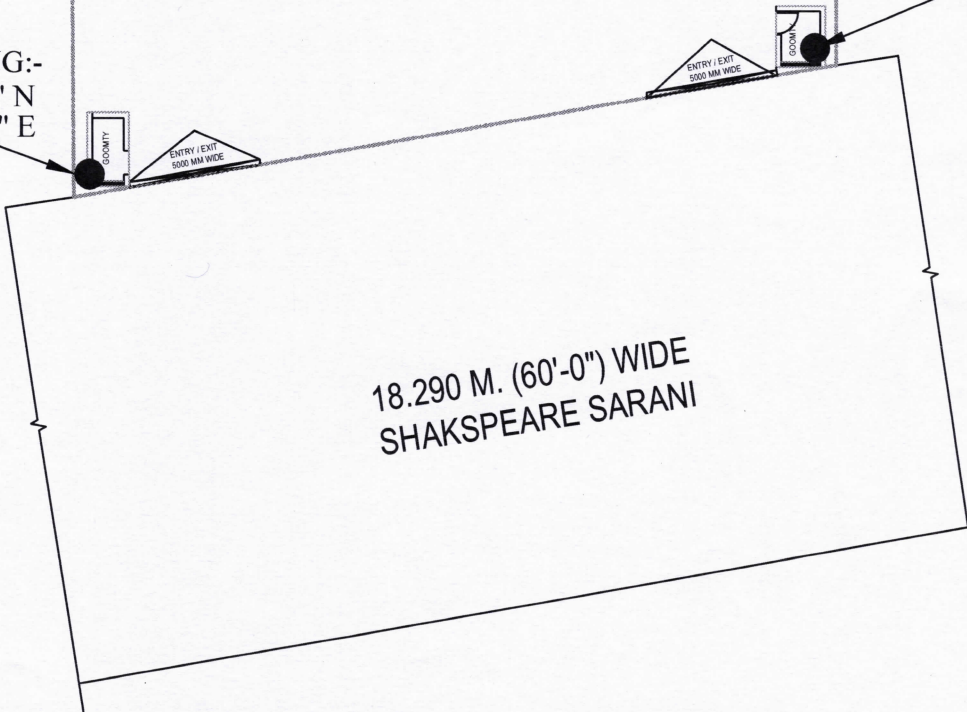
LAT. & LONG:-
22°32'36.20" N
88°21'33.25" E

LAT. & LONG:-
88°21'32.32" E
22°32'36.38" N



LAT. & LONG:-
22°32'39.02" N
88°21'34.23" E

LAT. & LONG:-
22°32'39.14" N
88°21'33.34" E



KAMAL KUMAR PERIWAL
CA-95-18679

SIGNATURE OF ARCHITECT

LOGISTIC PLAN OF PREMISES NO. 46,
SHAKESPEARE SARANI, KOLKATA.